



Location: CMA2a - Causeway Bay Community Centre

Report on 24-hour TSP monitoring

Action Level ( $\mu\text{g}/\text{m}^3$ ) - 169.5

Limit Level ( $\mu\text{g}/\text{m}^3$ ) - 260

Date	Sampling Time	Weather Condition	Filter paper no.	Filter Weight, g		Elapse Time, hr		Sampling Time, hr	Flow Rate, $\text{m}^3/\text{min}$			Total Volume, $\text{m}^3$	TSP Level, $\mu\text{g}/\text{m}^3$
				Initial	Final	Initial	Final		Initial, $Q_{si}$	Final, $Q_{sf}$	Average		
28-Sep-11	8:00	Cloudy	001296	2.8633	3.0548	14393.86	14417.85	23.99	1.41	1.44	1.43	2053	93
3-Oct-11	8:00	Cloudy	001213	2.7621	2.8547	14420.85	14444.86	24.01	1.47	1.47	1.47	2122	44
8-Oct-11	8:00	Fine	001328	2.7921	2.9983	14445.86	14469.87	24.01	1.33	1.38	1.35	1951	106
14-Oct-11	8:00	Fine	001312	2.8703	2.9665	14472.87	14496.88	24.01	1.42	1.42	1.42	2051	47
20-Oct-11	8:00	Sunny	001317	2.8739	3.0802	14499.88	14523.88	24.00	1.37	1.37	1.37	1967	105
26-Oct-11	8:00	Sunny	001418	2.7671	2.9393	14499.88	14523.88	24.00	1.41	1.41	1.41	2026	85

Report on 1-hour TSP monitoring

Action Level ( $\mu\text{g}/\text{m}^3$ ) - 323.4

Limit Level ( $\mu\text{g}/\text{m}^3$ ) - 500

Date	Sampling Time	Weather Condition	Filter paper no.	Filter Weight, g		Elapse Time, hr		Sampling Time, hr	Flow Rate, $\text{m}^3/\text{min}$			Total Volume, $\text{m}^3$	TSP Level, $\mu\text{g}/\text{m}^3$
				Initial	Final	Initial	Final		Initial, $Q_{si}$	Final, $Q_{sf}$	Average		
30-Sep-11	8:45	Fine	001337	2.7841	2.7903	14417.85	14418.85	1.00	1.33	1.33	1.33	80	78
30-Sep-11	9:50	Fine	001336	2.7893	2.7970	14418.85	14419.85	1.00	1.40	1.37	1.38	83	93
30-Sep-11	10:53	Fine	001335	2.7771	2.7872	14419.85	14420.85	1.00	1.37	1.37	1.37	82	123
4-Oct-11	9:01	Cloudy	001332	2.8090	2.8151	14444.86	14445.86	1.00	1.38	1.38	1.38	83	74
4-Oct-11	10:07	Cloudy	001300	2.8633	2.8729	14445.86	14446.86	1.00	1.43	1.43	1.43	86	112
4-Oct-11	13:00	Cloudy	001301	2.8694	2.8800	14446.86	14447.86	1.00	1.40	1.40	1.40	84	126
10-Oct-11	11:00	Cloudy	001169	2.7691	2.7826	14469.87	14470.87	1.00	1.40	1.40	1.40	84	161
10-Oct-11	13:30	Cloudy	001192	2.7489	2.7631	14470.87	14471.87	1.00	1.42	1.42	1.42	85	166
10-Oct-11	16:40	Cloudy	001068	2.8196	2.8297	14471.87	14472.87	1.00	1.42	1.42	1.42	85	118
15-Oct-11	8:35	Fine	001320	2.8488	2.8533	14496.88	14497.88	1.00	1.28	1.28	1.28	77	58
15-Oct-11	9:42	Fine	001319	2.8623	2.8692	14497.88	14498.88	1.00	1.38	1.38	1.38	83	84
15-Oct-11	10:50	Fine	001318	2.8613	2.8696	14498.88	14499.88	1.00	1.42	1.42	1.42	85	97
21-Oct-11	8:45	Sunny	001313	2.8906	2.9032	14523.88	14524.88	1.00	1.39	1.39	1.39	83	151
21-Oct-11	9:50	Sunny	001385	2.7723	2.7852	14524.88	14525.88	1.00	1.32	1.32	1.32	79	164
21-Oct-11	10:55	Sunny	001386	2.7735	2.7828	14525.88	14526.88	1.00	1.32	1.32	1.32	79	118
27-Oct-11	8:57	Fine	001388	2.7732	2.7791	9816.89	9817.89	1.00	1.25	1.25	1.25	75	79
27-Oct-11	9:59	Fine	001390	2.7621	2.7695	9817.86	9818.86	1.00	1.35	1.35	1.35	81	91
27-Oct-11	11:00	Fine	001391	2.7648	2.7754	9818.86	9819.86	1.00	1.35	1.35	1.35	81	130



Location: CMA3a - CWB PRE Site Office Area

Report on 24-hour TSP monitoring  
Action Level ( $\mu\text{g}/\text{m}^3$ ) - 171  
Limit Level ( $\mu\text{g}/\text{m}^3$ ) - 260

Date	Sampling Time	Weather Condition	Filter paper no.	Filter Weight, g		Elapse Time, hr		Sampling Time, hr	Flow Rate, $\text{m}^3/\text{min}$			Total Volume, $\text{m}^3$	TSP Level, $\mu\text{g}/\text{m}^3$
				Initial	Final	Initial	Final		Initial, $Q_{si}$	Final, $Q_{sf}$	Average		
28-Sep-11	8:00	Cloudy	001295	2.8730	3.1192	10226.52	10250.52	24.00	1.44	1.44	1.44	2067	119
3-Oct-11	10:00	Cloudy	001354	2.7772	2.8879	10253.52	10277.59	24.07	1.42	1.47	1.45	2091	53
8-Oct-11	8:00	Fine	001375	2.7729	3.0787	10280.59	10304.60	24.01	1.42	1.42	1.42	2046	149
14-Oct-11	8:00	Fine	001171	2.7562	2.8767	10307.60	10331.61	24.01	1.45	1.45	1.45	2082	58
20-Oct-11	8:00	Sunny	001096	2.7903	3.0665	10334.61	10358.61	24.00	1.39	1.39	1.39	2002	138
26-Oct-11	8:00	Fine	001473	2.7852	2.9382	10361.61	10385.61	24.00	1.46	1.46	1.46	2105	73

Report on 1-hour TSP monitoring  
Action Level ( $\mu\text{g}/\text{m}^3$ ) - 311.3  
Limit Level ( $\mu\text{g}/\text{m}^3$ ) - 500

Date	Sampling Time	Weather Condition	Filter paper no.	Filter Weight, g		Elapse Time, hr		Sampling Time, hr	Flow Rate, $\text{m}^3/\text{min}$			Total Volume, $\text{m}^3$	TSP Level, $\mu\text{g}/\text{m}^3$
				Initial	Final	Initial	Final		Initial, $Q_{si}$	Final, $Q_{sf}$	Average		
30-Sep-11	9:57	Fine	001360	2.7864	2.7949	10250.52	10251.52	1.00	1.41	1.41	1.41	85	100
30-Sep-11	11:00	Fine	001359	2.7968	2.8051	10251.52	10252.52	1.00	1.41	1.41	1.41	85	98
30-Sep-11	15:16	Fine	001358	2.7995	2.8099	10252.52	10253.52	1.00	1.41	1.41	1.41	85	123
4-Oct-11	11:00	Cloudy	001356	2.7744	2.7853	10277.59	10278.59	1.00	1.45	1.45	1.45	87	126
4-Oct-11	13:00	Cloudy	001348	2.7937	2.8032	10278.59	10279.59	1.00	1.47	1.47	1.47	88	107
4-Oct-11	14:38	Cloudy	001372	2.7862	2.7967	10279.59	10280.59	1.00	1.45	1.45	1.45	87	121
10-Oct-11	9:48	Cloudy	001381	2.7765	2.7879	10304.60	10305.60	1.00	1.42	1.42	1.42	85	134
10-Oct-11	10:53	Cloudy	001383	2.7883	2.8006	10305.60	10306.60	1.00	1.44	1.44	1.44	87	142
10-Oct-11	13:51	Cloudy	001384	2.7694	2.7853	10306.60	10307.60	1.00	1.47	1.47	1.47	88	180
15-Oct-11	9:00	Fine	001408	2.7993	2.8061	10331.61	10332.61	1.00	1.45	1.45	1.45	87	78
15-Oct-11	10:05	Fine	001410	2.7713	2.7786	10332.61	10333.61	1.00	1.45	1.45	1.45	87	84
15-Oct-11	13:10	Fine	001412	2.7912	2.8056	10333.61	10334.61	1.00	1.45	1.45	1.45	87	166
21-Oct-11	10:14	Sunny	001414	2.7663	2.7822	10358.61	10359.61	1.00	1.41	1.41	1.41	85	188
21-Oct-11	13:00	Sunny	001416	2.7686	2.7848	10359.61	10360.61	1.00	1.41	1.41	1.41	85	191
21-Oct-11	15:17	Sunny	001099	2.7928	2.8086	10360.61	10361.61	1.00	1.44	1.44	1.44	86	183
27-Oct-11	8:35	Fine	001491	2.7903	2.8008	10385.61	10386.61	1.00	1.46	1.46	1.46	88	120
27-Oct-11	13:00	Fine	001494	2.7730	2.7844	10386.61	10387.61	1.00	1.49	1.49	1.49	89	128
27-Oct-11	14:23	Fine	001485	2.7545	2.7665	10387.61	10388.61	1.00	1.51	1.51	1.51	91	132



Location: CMA4a - SPCA

Report on 24-hour TSP monitoring

Action Level ( $\mu\text{g}/\text{m}^3$ ) - 171.2  
 Limit Level ( $\mu\text{g}/\text{m}^3$ ) - 260

Date	Sampling Time	Weather Condition	Filter paper no.	Filter Weight, g		Elapse Time, hr		Sampling Time, hr	Flow Rate, $\text{m}^3/\text{min}$			Total Volume, $\text{m}^3$	TSP Level, $\mu\text{g}/\text{m}^3$
				Initial	Final	Initial	Final		Initial, $Q_{si}$	Final, $Q_{sf}$	Average		
28-Sep-11	8:00	Cloudy	001294	2.8650	2.9498	13876.21	13900.20	23.99	1.02	1.02	1.02	1472	58
3-Oct-11	10:00	Cloudy	001221	2.7591	2.8284	13903.20	13927.21	24.01	1.18	1.18	1.18	1700	41
8-Oct-11	8:00	Fine	001373	2.7763	2.9684	13930.21	13954.23	24.02	1.13	1.13	1.13	1627	118
14-Oct-11	8:00	Fine	001066	2.7826	2.8506	13957.23	13981.23	24.00	1.13	1.15	1.14	1642	41
20-Oct-11	8:00	Sunny	001090	2.7857	2.8998	13984.23	14008.24	24.01	1.10	1.10	1.10	1580	72
26-Oct-11	8:00	Fine	001486	2.7718	2.9063	14011.31	14035.31	24.00	0.99	0.99	0.99	1421	95

Report on 1-hour TSP monitoring

Action Level ( $\mu\text{g}/\text{m}^3$ ) - 312.5  
 Limit Level ( $\mu\text{g}/\text{m}^3$ ) - 500

Date	Sampling Time	Weather Condition	Filter paper no.	Filter Weight, g		Elapse Time, hr		Sampling Time, hr	Flow Rate, $\text{m}^3/\text{min}$			Total Volume, $\text{m}^3$	TSP Level, $\mu\text{g}/\text{m}^3$
				Initial	Final	Initial	Final		Initial, $Q_{si}$	Final, $Q_{sf}$	Average		
30-Sep-11	9:44	Fine	001340	2.7737	2.7794	13900.20	13901.20	1.00	1.10	1.10	1.10	66	86
30-Sep-11	10:46	Fine	001339	2.7703	2.7764	13901.20	13902.20	1.00	1.10	1.10	1.10	66	93
30-Sep-11	15:04	Fine	001353	2.7806	2.7884	13902.20	13903.20	1.00	1.10	1.10	1.10	66	118
4-Oct-11	10:51	Cloudy	001355	2.7624	2.7681	13927.21	13928.21	1.00	1.18	1.18	1.18	71	81
4-Oct-11	13:00	Cloudy	001349	2.7783	2.7843	13928.21	13929.21	1.00	1.16	1.18	1.17	70	86
4-Oct-11	14:20	Cloudy	001357	2.7935	2.8001	13929.21	13930.21	1.00	1.18	1.18	1.18	71	93
10-Oct-11	9:32	Cloudy	001374	2.7810	2.7891	13954.23	13955.23	1.00	1.18	1.15	1.16	70	116
10-Oct-11	10:35	Cloudy	001382	2.7841	2.7911	13955.23	13956.23	1.00	1.15	1.15	1.15	69	101
10-Oct-11	13:00	Cloudy	001387	2.7891	2.7971	13956.23	13957.23	1.00	1.13	1.13	1.13	68	118
15-Oct-11	8:44	Fine	001407	2.7882	2.7919	13981.23	13982.23	1.00	1.18	1.18	1.18	71	52
15-Oct-11	9:58	Fine	001409	2.7835	2.7882	13982.23	13983.23	1.00	1.18	1.18	1.18	71	67
15-Oct-11	13:02	Fine	001411	2.7868	2.7937	13983.23	13984.23	1.00	1.18	1.18	1.18	71	98
21-Oct-11	10:03	Sunny	001413	2.7988	2.8067	14008.24	14009.24	1.00	1.24	1.24	1.24	75	106
21-Oct-11	13:00	Sunny	001415	2.7743	2.7816	14009.23	14010.23	1.00	1.22	1.22	1.22	73	100
21-Oct-11	15:10	Sunny	001389	2.7654	2.7736	14010.23	14011.23	1.00	1.22	1.24	1.23	74	111
27-Oct-11	8:48	Fine	001492	2.7845	2.7894	14035.31	14036.31	1.00	1.13	1.13	1.13	68	73
27-Oct-11	13:00	Fine	001493	2.7761	2.7831	14036.31	14037.31	1.00	1.13	1.13	1.13	68	104
27-Oct-11	14:37	Fine	001496	2.7616	2.7679	14037.31	14038.31	1.00	1.13	1.13	1.13	68	93



Location: CMA5a - Children Garden opposite to Pedestrian Plaza

Report on 24-hour TSP monitoring

Action Level ( $\mu\text{g}/\text{m}^3$ ) - 181  
Limit Level ( $\mu\text{g}/\text{m}^3$ ) - 260

Date	Sampling Time	Weather Condition	Filter paper no.	Filter Weight, g		Elapse Time, hr		Sampling Time, hr	Flow Rate, $\text{m}^3/\text{min}$			Total Volume, $\text{m}^3$	TSP Level, $\mu\text{g}/\text{m}^3$
				Initial	Final	Initial	Final		Initial, $Q_{si}$	Final, $Q_{sf}$	Average		
28-Sep-11	8:00	Cloudy	001292	2.8581	2.9732	14859.38	14883.38	24.00	1.09	1.03	1.06	1528	75
3-Oct-11	8:00	Cloudy	001334	2.7647	2.8424	14886.38	14910.19	23.81	1.10	1.13	1.12	1596	49
8-Oct-11	8:00	Fine	001190	2.7473	2.9830	14913.19	14937.20	24.01	1.16	1.16	1.16	1670	141
14-Oct-11	8:00	Fine	001070	2.8149	2.9443	14940.21	14964.18	23.97	1.10	1.10	1.10	1582	82
20-Oct-11	8:00	Sunny	001092	2.7981	2.9721	14967.18	14991.18	24.00	1.32	1.29	1.30	1879	93
26-Oct-11	8:00	Fine	001403	2.7925	2.9605	14994.18	15018.18	24.00	1.18	1.15	1.16	1674	100

Report on 1-hour TSP monitoring

Action Level ( $\mu\text{g}/\text{m}^3$ ) - 332  
Limit Level ( $\mu\text{g}/\text{m}^3$ ) - 500

Date	Sampling Time	Weather Condition	Filter paper no.	Filter Weight, g		Elapse Time, hr		Sampling Time, hr	Flow Rate, $\text{m}^3/\text{min}$			Total Volume, $\text{m}^3$	TSP Level, $\mu\text{g}/\text{m}^3$
				Initial	Final	Initial	Final		Initial, $Q_{si}$	Final, $Q_{sf}$	Average		
30-Sep-11	8:10	Fine	001219	2.7646	2.7712	14883.38	14884.38	1.00	1.15	1.15	1.15	69	95
30-Sep-11	9:15	Fine	001217	2.7661	2.7828	14884.38	14885.38	1.00	1.12	1.12	1.12	67	248
30-Sep-11	10:20	Fine	001215	2.7558	2.7638	14885.38	14886.38	1.00	1.15	1.15	1.15	69	116
4-Oct-11	8:15	Cloudy	001212	2.7651	2.7732	14910.19	14911.19	1.00	1.19	1.19	1.19	71	113
4-Oct-11	9:20	Cloudy	001347	2.7897	2.7941	14911.19	14912.19	1.00	0.93	0.93	0.93	56	79
4-Oct-11	10:23	Cloudy	001188	2.7630	2.7699	14912.19	14913.19	1.00	1.04	1.10	1.07	64	107
10-Oct-11	9:35	Cloudy	001377	2.7877	2.7965	14937.20	14938.20	1.00	1.16	1.16	1.16	69	127
10-Oct-11	11:00	Cloudy	001379	2.7696	2.7778	14938.20	14939.20	1.00	0.98	0.98	0.98	59	139
10-Oct-11	13:00	Cloudy	001380	2.7736	2.7852	14939.20	14940.20	1.00	0.92	0.92	0.92	55	209
15-Oct-11	8:03	Fine	001087	2.7960	2.8037	14964.18	14965.18	1.00	1.16	1.16	1.16	70	111
15-Oct-11	9:09	Fine	001088	2.7796	2.7853	14965.18	14966.18	1.00	1.16	1.16	1.16	70	82
15-Oct-11	10:11	Fine	001094	2.8059	2.8145	14966.18	14967.18	1.00	1.16	1.16	1.16	70	124
21-Oct-11	8:15	Sunny	001398	2.7873	2.7979	14991.18	14992.18	1.00	1.32	1.32	1.32	79	134
21-Oct-11	9:20	Sunny	001399	2.7770	2.7878	14992.18	14993.18	1.00	1.32	1.32	1.32	79	137
21-Oct-11	10:35	Sunny	001401	2.7674	2.7772	14993.18	14994.18	1.00	1.32	1.32	1.32	79	124
27-Oct-11	8:20	Fine	001422	2.7855	2.7921	15018.18	15019.18	1.00	1.18	1.18	1.18	71	94
27-Oct-11	9:30	Fine	001424	2.7873	2.7986	15019.18	15020.18	1.00	1.18	1.18	1.18	71	160
27-Oct-11	10:38	Fine	001426	2.7780	2.7885	15020.18	15021.18	1.00	1.20	1.20	1.20	72	145



Location: MA1e - International Finance Centre (Eastern Wing)

Report on 24-hour TSP monitoring

Action Level ( $\mu\text{g}/\text{m}^3$ ) - 173.4

Limit Level ( $\mu\text{g}/\text{m}^3$ ) - 260

Date	Sampling Time	Weather Condition	Filter paper no.	Filter Weight, g		Elapse Time, hr		Sampling Time, hr	Flow Rate, $\text{m}^3/\text{min}$			Total Volume, $\text{m}^3$	TSP Level, $\mu\text{g}/\text{m}^3$
				Initial	Final	Initial	Final		Initial, $Q_{si}$	Final, $Q_{sf}$	Average		
28-Sep-11	8:00	Cloudy	001270	2.8523	3.0686	7499.22	7523.21	23.99	1.31	1.33	1.32	1906	113
3-Oct-11	8:00	Cloudy	001342	2.7703	2.8570	7526.21	7550.22	24.01	1.37	1.37	1.37	1968	44
8-Oct-11	8:00	Fine	001299	2.8694	3.0427	7553.22	7577.24	24.02	1.24	1.26	1.25	1801	96
14-Oct-11	8:00	Cloudy	001364	2.7701	2.8632	7580.24	7604.24	24.00	1.34	1.34	1.34	1934	48
20-Oct-11	8:00	Sunny	001198	2.7555	2.9623	7607.25	7631.25	24.00	1.39	1.39	1.39	2002	103
26-Oct-11	8:00	Fine	001402	2.7744	2.9122	7634.25	7658.25	24.00	1.23	1.23	1.23	1774	78

Report on 1-hour TSP monitoring

Action Level ( $\mu\text{g}/\text{m}^3$ ) - 325.1

Limit Level ( $\mu\text{g}/\text{m}^3$ ) - 500

Date	Sampling Time	Weather Condition	Filter paper no.	Filter Weight, g		Elapse Time, hr		Sampling Time, hr	Flow Rate, $\text{m}^3/\text{min}$			Total Volume, $\text{m}^3$	TSP Level, $\mu\text{g}/\text{m}^3$
				Initial	Final	Initial	Final		Initial, $Q_{si}$	Final, $Q_{sf}$	Average		
30-Sep-11	8:16	Fine	001275	2.8433	2.8519	7523.21	7524.21	1.00	1.32	1.32	1.32	79	109
30-Sep-11	9:20	Fine	001278	2.8474	2.8551	7524.21	7525.21	1.00	1.32	1.32	1.32	79	97
30-Sep-11	10:28	Fine	001280	2.8641	2.8720	7525.21	7526.21	1.00	1.32	1.32	1.32	79	100
4-Oct-11	8:16	Cloudy	001345	2.7775	2.7820	7550.22	7551.22	1.00	1.35	1.35	1.35	81	56
4-Oct-11	10:30	Cloudy	001326	2.7861	2.7910	7551.22	7552.22	1.00	1.16	1.16	1.16	69	71
4-Oct-11	15:25	Cloudy	001324	2.7839	2.7905	7552.22	7553.22	1.00	1.30	1.30	1.30	78	84
10-Oct-11	8:20	Cloudy	001350	2.7884	2.7935	7577.24	7578.24	1.00	1.34	1.34	1.34	81	63
10-Oct-11	9:55	Cloudy	001352	2.7816	2.7887	7578.24	7579.24	1.00	1.34	1.34	1.34	81	88
10-Oct-11	10:39	Cloudy	001362	2.7858	2.7925	7579.24	7580.24	1.00	1.34	1.34	1.34	81	83
15-Oct-11	8:11	Fine	001366	2.7720	2.7778	7604.25	7605.25	1.00	1.72	1.72	1.72	103	56
15-Oct-11	9:36	Fine	001368	2.7546	2.7598	7605.25	7606.25	1.00	1.72	1.72	1.72	103	50
15-Oct-11	10:39	Fine	001370	2.7637	2.7717	7606.25	7607.25	1.00	1.72	1.72	1.72	103	77
21-Oct-11	8:19	Sunny	001200	2.7540	2.7634	7631.25	7632.25	1.00	1.41	1.41	1.41	85	111
21-Oct-11	9:24	Sunny	001194	2.7640	2.7738	7632.25	7633.25	1.00	1.41	1.41	1.41	85	116
21-Oct-11	10:28	Sunny	001196	2.7443	2.7553	7633.25	7634.25	1.00	1.41	1.41	1.41	85	130
27-Oct-11	9:28	Fine	001502	2.7745	2.7807	7658.25	7659.25	1.00	1.21	1.21	1.21	73	85
27-Oct-11	13:00	Fine	001484	2.7940	2.7995	7659.25	7660.25	1.00	1.07	1.07	1.07	64	85
27-Oct-11	14:30	Fine	001395	2.7760	2.7840	7660.25	7661.25	1.00	1.23	1.23	1.23	74	108



Location: MA1w - International Finance Centre (Western Wing)

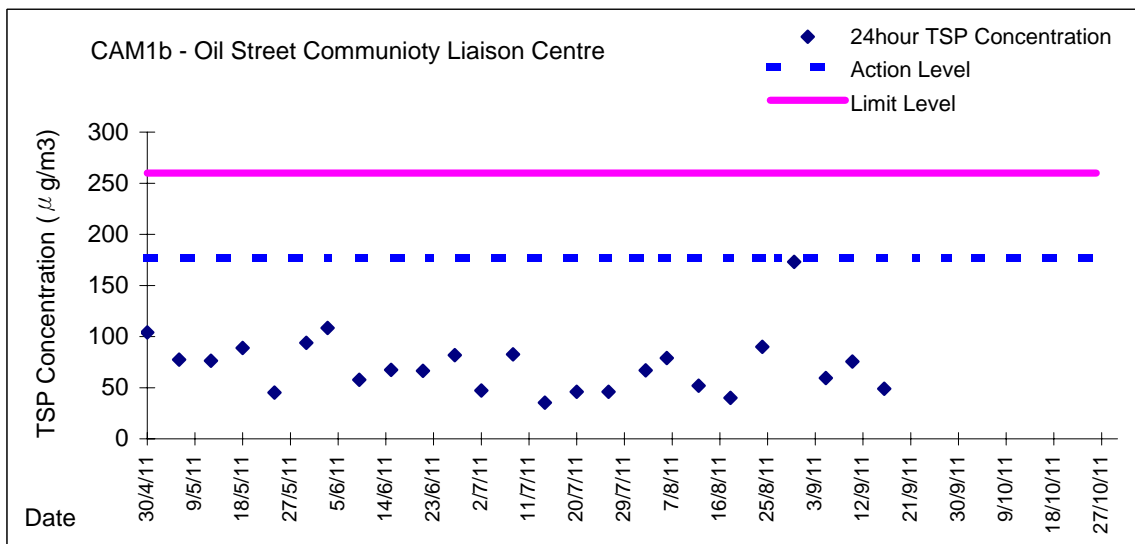
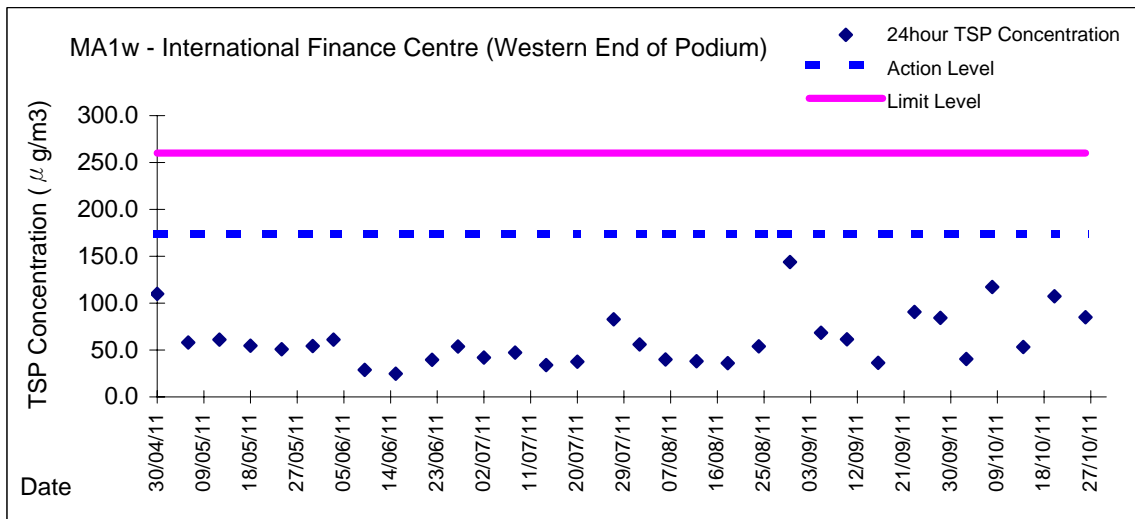
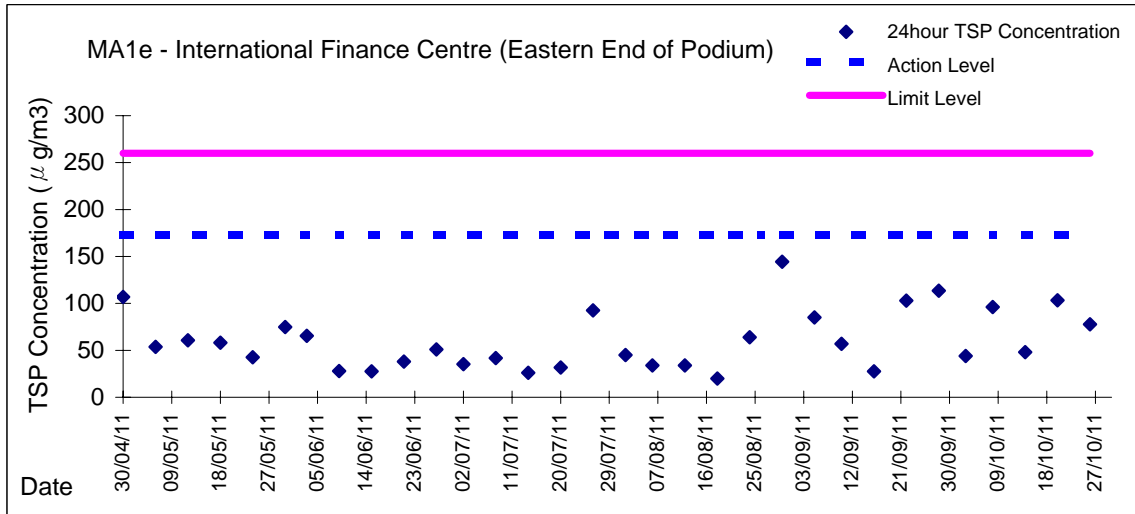
Report on 24-hour TSP monitoring  
 Action Level ( $\mu\text{g}/\text{m}^3$ ) - 173.4  
 Limit Level ( $\mu\text{g}/\text{m}^3$ ) - 260

Date	Sampling Time	Weather Condition	Filter paper no.	Filter Weight, g		Elapse Time, hr		Sampling Time, hr	Flow Rate, $\text{m}^3/\text{min}$			Total Volume, $\text{m}^3$	TSP Level, $\mu\text{g}/\text{m}^3$
				Initial	Final	Initial	Final		Initial, $Q_{si}$	Final, $Q_{sf}$	Average		
28-Sep-11	8:00	Cloudy	001222	2.8825	3.0554	10677.53	10701.52	23.99	1.43	1.43	1.43	2051	84
3-Oct-11	8:00	Cloudy	001343	2.7725	2.8564	10704.52	10728.53	24.01	1.44	1.44	1.44	2072	41
8-Oct-11	8:00	Fine	001298	2.8528	3.0829	10731.54	10755.55	24.01	1.36	1.36	1.36	1964	117
14-Oct-11	8:00	Fine	001365	2.7571	2.8661	10758.55	10782.56	24.01	1.41	1.44	1.42	2050	53
20-Oct-11	8:00	Sunny	001199	2.7463	2.9689	10785.56	10809.56	24.00	1.44	1.44	1.44	2073	107
26-Oct-11	8:00	Fine	001072	2.7814	2.9477	10812.56	10835.66	24.00	1.41	1.41	1.41	1956	85

Report on 1-hour TSP monitoring  
 Action Level ( $\mu\text{g}/\text{m}^3$ ) - 325.1  
 Limit Level ( $\mu\text{g}/\text{m}^3$ ) - 500

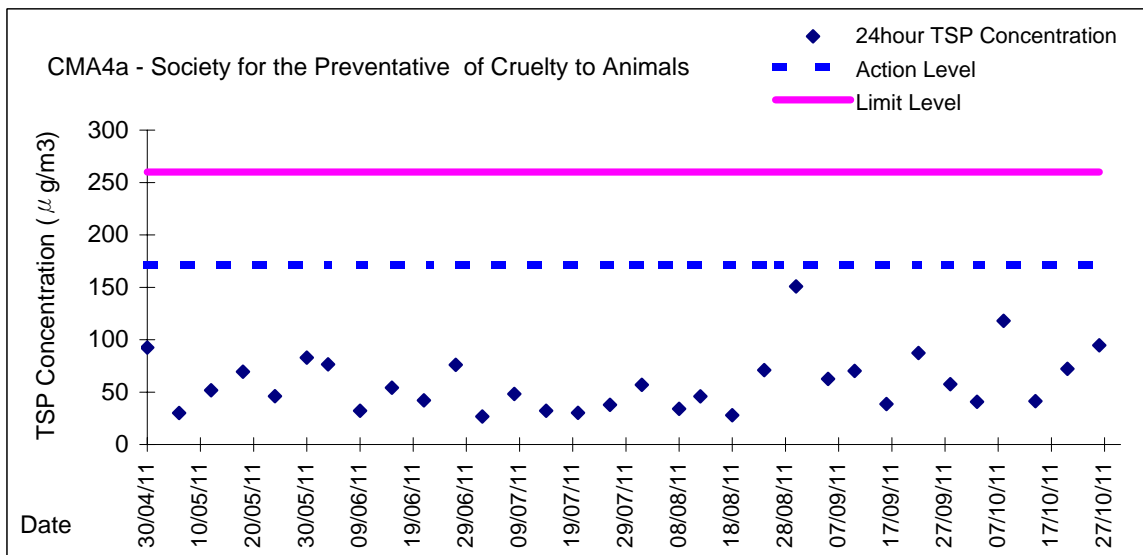
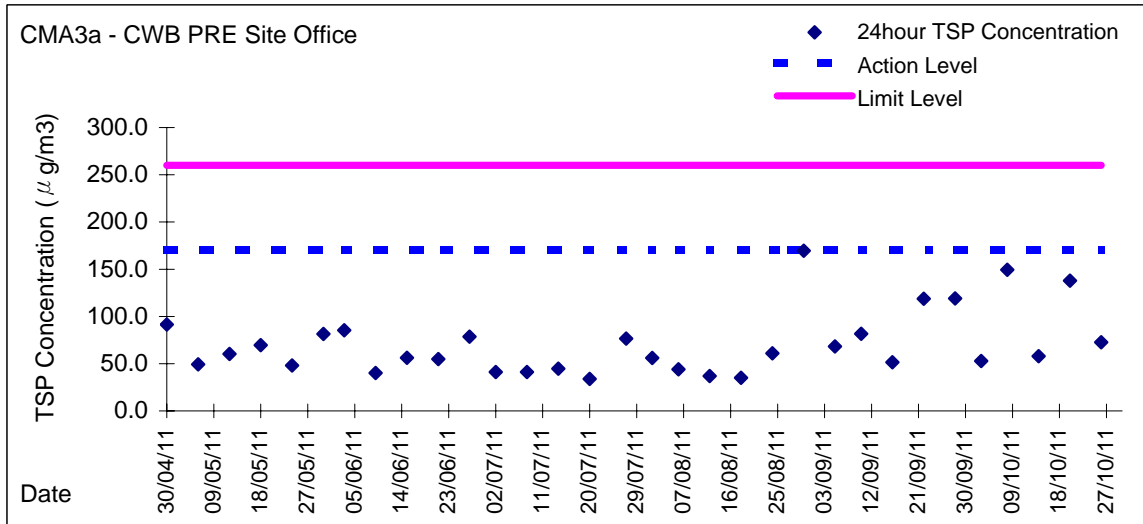
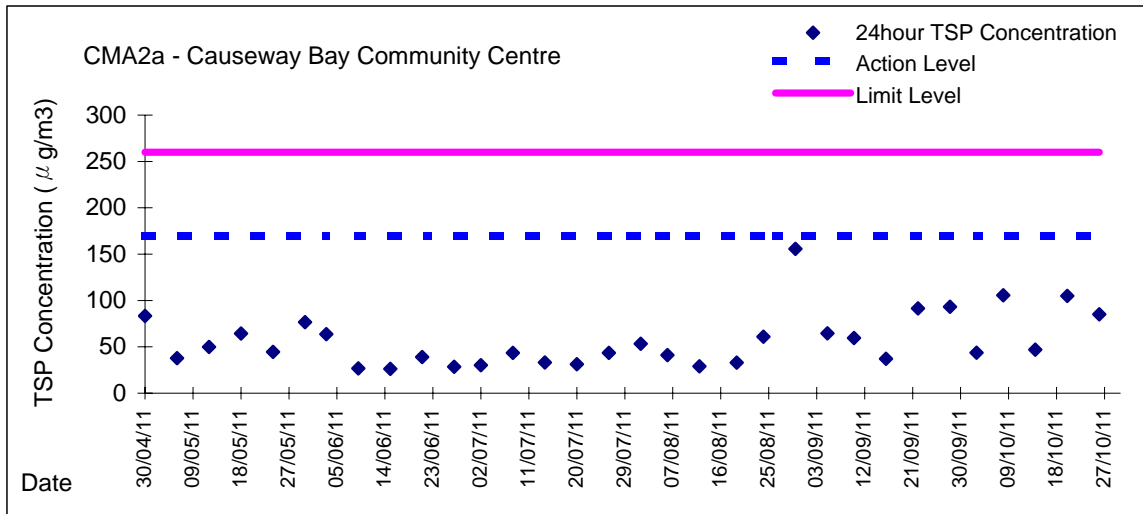
Date	Sampling Time	Weather Condition	Filter paper no.	Filter Weight, g		Elapse Time, hr		Sampling Time, hr	Flow Rate, $\text{m}^3/\text{min}$			Total Volume, $\text{m}^3$	TSP Level, $\mu\text{g}/\text{m}^3$
				Initial	Final	Initial	Final		Initial, $Q_{si}$	Final, $Q_{sf}$	Average		
30-Sep-11	8:24	Fine	001276	2.8395	2.8478	10701.52	10702.52	1.00	1.21	1.21	1.21	73	114
30-Sep-11	9:29	Fine	001279	2.8586	2.8657	10702.52	10703.52	1.00	1.21	1.21	1.21	73	98
30-Sep-11	10:34	Fine	001341	2.7580	2.7630	10703.52	10704.52	1.00	1.21	1.21	1.21	73	69
4-Oct-11	8:23	Cloudy	001346	2.7965	2.8023	10728.53	10729.54	1.01	1.36	1.36	1.36	83	70
4-Oct-11	10:38	Cloudy	001325	2.7789	2.7851	10729.54	10730.54	1.00	1.27	1.27	1.27	76	82
4-Oct-11	15:32	Cloudy	001297	2.8506	2.8611	10730.54	10731.54	1.00	1.36	1.36	1.36	82	128
10-Oct-11	8:28	Cloudy	001351	2.7625	2.7696	10755.55	10756.55	1.00	1.31	1.36	1.34	80	89
10-Oct-11	9:41	Cloudy	001361	2.7865	2.7941	10756.55	10757.55	1.00	1.22	1.36	1.29	77	98
10-Oct-11	10:45	Cloudy	001363	2.8016	2.8092	10757.55	10758.55	1.00	1.41	1.41	1.41	85	90
15-Oct-11	8:19	Fine	001367	2.7677	2.7730	10782.56	10783.56	1.00	1.36	1.36	1.36	82	65
15-Oct-11	9:42	Fine	001369	2.7574	2.7630	10783.56	10784.56	1.00	1.36	1.36	1.36	82	69
15-Oct-11	10:49	Fine	001371	2.7724	2.7788	10784.56	10785.56	1.00	1.36	1.36	1.36	82	78
21-Oct-11	8:27	Sunny	001193	2.7626	2.7739	10809.56	10810.56	1.00	1.41	1.41	1.41	85	133
21-Oct-11	9:33	Sunny	001195	2.7649	2.7760	10810.56	10811.56	1.00	1.41	1.41	1.41	85	131
21-Oct-11	10:36	Sunny	001197	2.7577	2.7690	10811.56	10812.56	1.00	1.41	1.41	1.41	85	133
27-Oct-11	9:19	Fine	001501	2.7766	2.7840	10835.66	10836.66	1.00	1.39	1.39	1.39	83	89
27-Oct-11	13:00	Fine	001485	2.7701	2.7793	10836.66	10837.66	1.00	1.39	1.39	1.39	83	111
27-Oct-11	14:40	Fine	001396	2.7835	2.7943	10837.66	10838.66	1.00	1.39	1.39	1.39	83	130

**Graphic Presentation of 24 hour TSP Result**





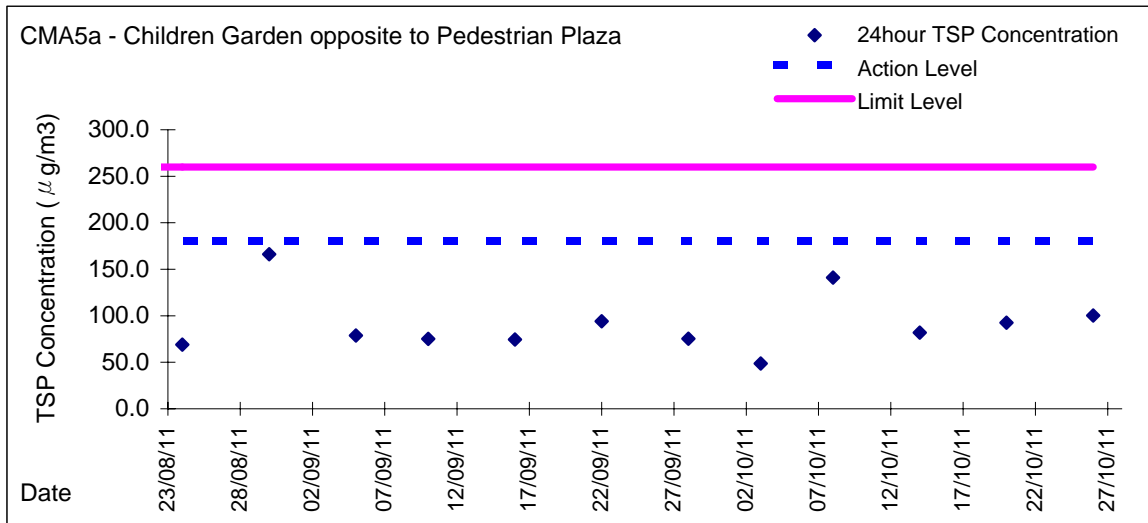
Graphic Presentation of 24 hour TSP Result



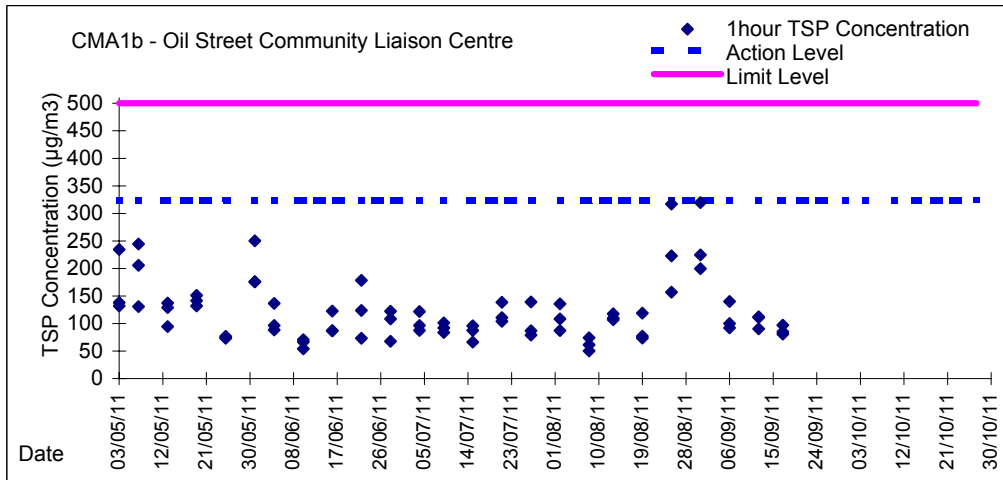
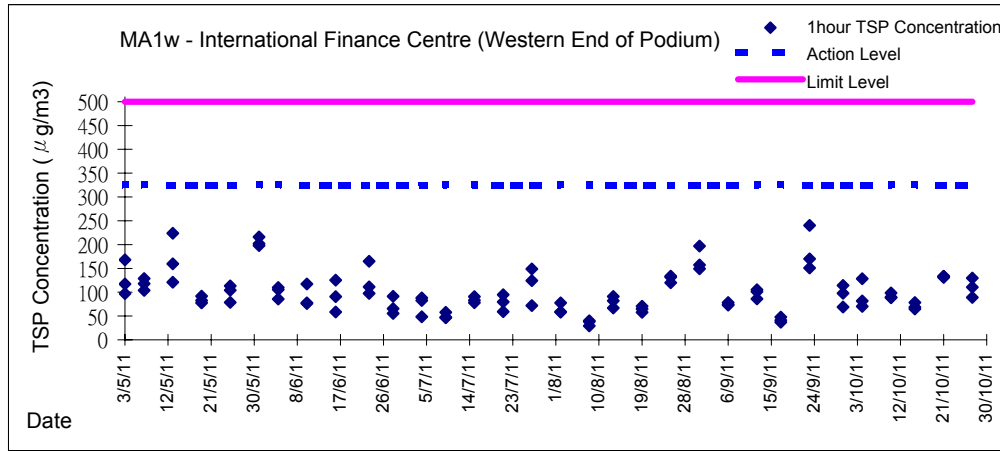
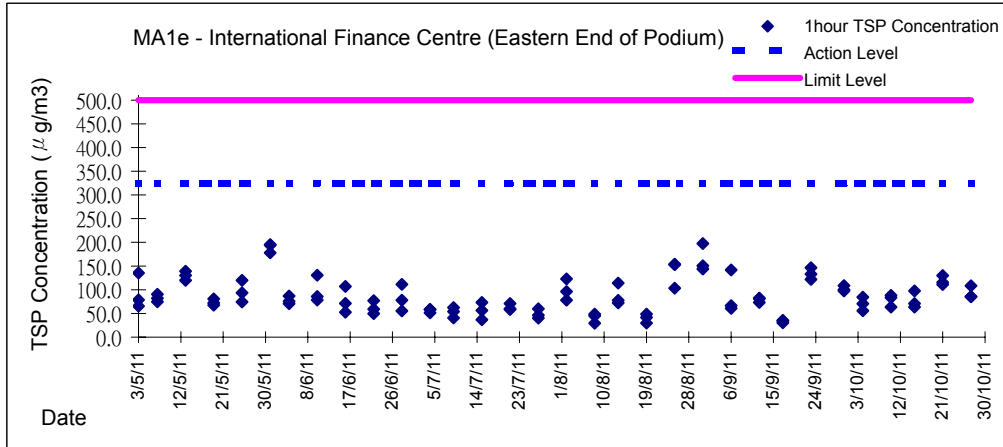




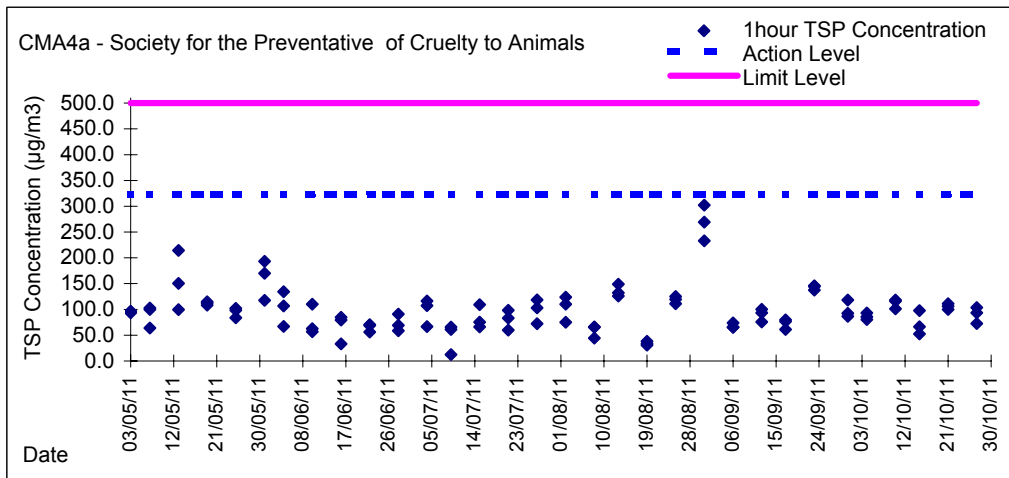
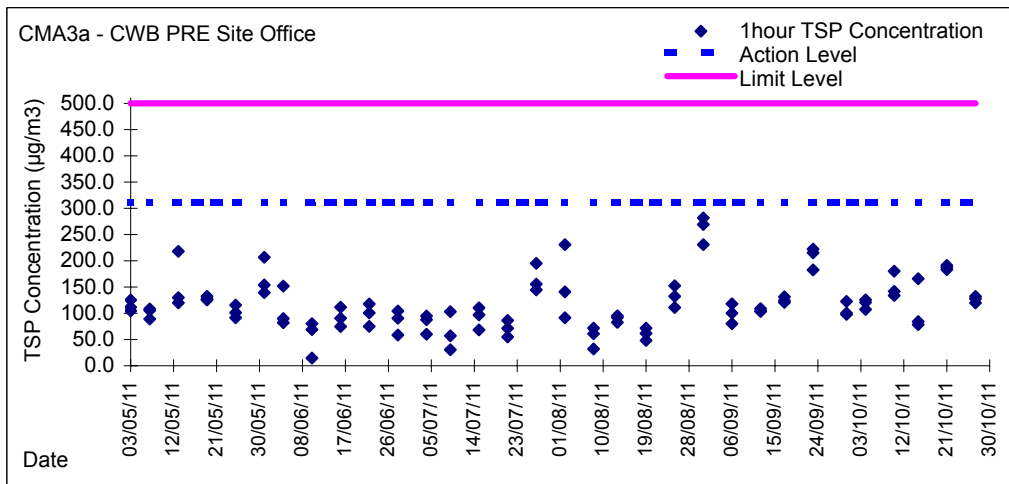
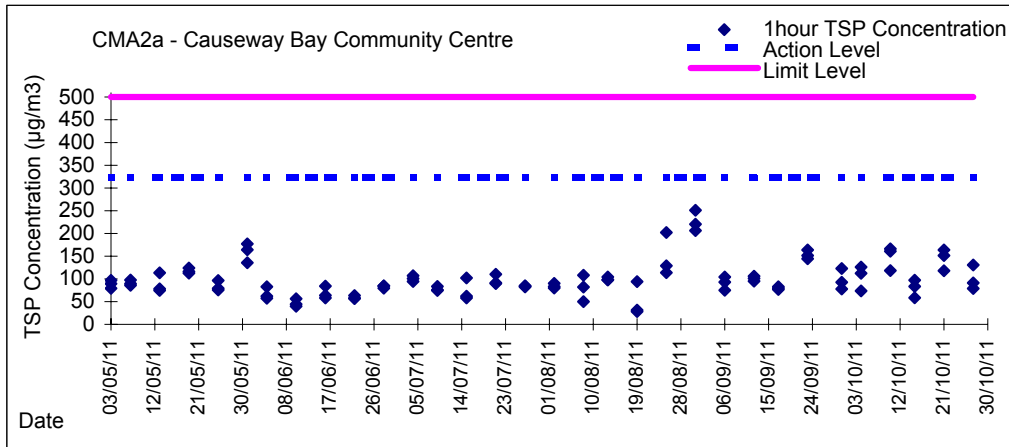
Graphic Presentation of 24 hour TSP Result



Graphic Presentation of 1 hour TSP Result



Graphic Presentation of 1 hour TSP Result





Graphic Presentation of 1 hour TSP Result

